

DSB International Public School

Dear Students,

The Summer vacation begins soon and school will re-open on 8th July 2024. Holiday Home Work can be downloaded from the School website . The holiday homework project has been designed keeping in mind learning objectives, purposeful activity and development of our young learners.

*Here are the ways by which you can make your holidays fun and learning at the same time:

*Speak in English as much as possible.

*Help parents in small household chores like dusting, cleaning and watering the plants.

*Read story books in English and Hindi.

All work presented should be done by the student himself/herself.

*Do all the Assignment in a neat and legible handwriting in the Homework notebook. *Pasting



work to be done in a scrap book.*Parents are requested to just guide the children to complete the task on their own.

Wishing all of you a relaxing, joyful holidays filled with memorable time with your family.

Thanks.

Regards

Class teacher.



HOLIDAY HOMEWORK OF SOCIAL STUDIES CLASS VIII

Roll No 1 to 10: Make a scrapbook on human activities that are interfering with the concept of sustainable development and suggest ways through which this can be controlled.

Roll No 11 to 20: Collect the pictures and information of all British Governor Generals and Viceroy who ruled India during the 18th and 19th centuries.

Roll No 21 to 30: Visit a nearby monument in your city, study its architecture style, and write your observation.

Roll No 31 to last roll no: - Make a Kalamkari design on a piece of cloth size of 12 inches x12 inch.



SST PROJECT WORK



1. Students will identify all ways that energy is consumed within their homes.
2. Students will perform an energy audit of their home and calculate the amount of energy used by each electronic device and appliances.
3. Students will create a spreadsheet demonstrating the electricity required to operate each electronic device and appliance, along with a summary of finding that clearly identifies how energy consumption can be reduced within their home.
4. Students will explore various ways to reduce energy (goal is 30% reduction).
5. Students will propose a variety of energy reduction plans and present those options to their families for discussion.
6. After discussion with their families, students will itemize the agreed upon plan and identify specific actions that result in quantifiable outcomes that will be implemented to reduce energy consumption by their families.

Summer Assignment English

1. Project work (Diorama) In this project, students are tasked to illustrate the setting or a specific part of the book in the form of a three-dimensional miniature scene. Students will pick a favorite scene from the story they are reading and decide how they want to represent it using the materials given (above) and a variety of design strategies.


Chapter The Selfish Giant

2. Reading

A list of books is recommended for you below. You must read the stories and write the summary in about 120-150 words on any two books.


1. Kabuliwala by Rabindranath Tagore
2. Untouchable by Mulk Raj Anand
3. Children's Omnibus by Ruskin Bond
4. Malgudi Days by R.K. Narayan
5. The Pterodactyl's Egg by Annie Besant
6. The Adventures of Tom Sawyer by Mark Twain

ART AND CRAFT



- 1-Plate painting by using full size dinner plate and fabric colour (8TH A).
- 2- Make a Lamp shade by using handmade sheet (8TH B) .
- 3- Make some jewellery by using M-seal or mouldit clay(8TH C).
- 4- Make a Paper Hat by using old news paper or handmade sheet (8th D).
- 5- Make one pair full size Slippers by using handmade sheet and cardboard (8TH E).
- 6- Make a mat by using old cloths like Dupatta or jute (8TH F).
- 7- Make a jewellery box by using old shoes box and decorative material (8TH G).
- 8- Make a paper basket by using colour full handmade sheets (8TH H).
- 9- Make a MADHUBANI painting on small canvas by using fabric colours (8TH I) .

SUMMER ASSIGNMENT MATHEMATICS



- 1) Worksheet of 47 questions regarding syllabus of UT-1 (All students will make a separate notebook for the holiday homework.)
- 2) Make a chart on any topic of your choice from the syllabus :
- 3) Write and learn tables from 2 to 20.
- 4) Write and learn Cubes from numbers 1 to 30.

WORKSHEETS-> [MATHEMATICS WORKSHEETS](#)

(COPY AND PASTE THE LINK IN BROWSER TO ACCESS WORKSHEET)